

Horizons

Phonics and Reading



LESSON 41

Silent e: **iē**

Bible




ride

Review **Silent e** Rule: When two vowels are close together in a word, the first one says its own name, and the other one is silent as in **tāme**, **fīle**, **dōme** and **cūbe**.

- 1 Look at the pictures below. Put a circle around those you hear with the **long ī** sound as in **fīle**.




bike



brim



hide



bride




tire



kite



fire



crib


LESSON 43
Consonant Blend **fl**

flame



fl

flash




The consonant blend **fl** is used at the beginning of a word.
The **fl** makes the sound we hear at the beginning of **fl**ag.

- 1 Put a circle around each picture that starts with the sound **fl**.



flag



flash



drum



floor



float



fly



flame



dress

LESSON 47
Ending **ing**



wing

ing



chopping



driving

The letters **ing** can be used as part of a base word. The word begins with an initial consonant and ends with **ing**. These letters make the sound you hear at the end of the words like **wing**, **thing** and **sing**.

- 1 Look at the pictures. Put a circle around the **ing** sound you hear at the end of the word for the pictures below.



ring




sing



wing



ding




pink



bring



thing



fling


12 Color the picture.



LESSON 61

Review: Blends ng, nk, nd, nt

- 5 Put a circle around the words that end with the sound of **nd**. Print five of the words you have circled.



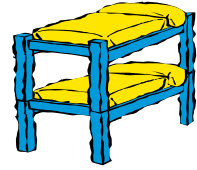
hand



mend



fix



bunk




think



fund



bend



pond

- 6 Underline the nouns that name a thing. Print the names of the animals on the lines below.

tank

dog

band

hog

fox

LESSON 72


Consonant Blend with ai

10 Draw a line from the puzzle phrase to the picture it matches.



a snail on
a plate


paint on
a trail



rain in
the jail



a chain on
a brain



11 Color the picture.

