


Horizons

Math





Student Worksheet Packet

Horizons

Mathematics 1

This packet contains the worksheets necessary for one student in the ***Horizons Mathematics 1*** curriculum. It is made available for anyone not being able to or not wanting to use the reproducible masters provided in the Teacher's Guide. Worksheets used more than one time have been added again in the sequence recommended on the following pages entitled "Where to Use Mathematics Worksheets."

There is approximately one worksheet every few lessons. This packet contains a list of all worksheets and the lessons with which they are associated.

Worksheets provide additional or remedial work for student(s). Some worksheets become manipulatives for the student(s).

Copyright © MCMXCI by

Alpha Omega Publications, Inc.

804 N. 2nd Ave. E., Rock Rapids, IA 51246-1759

Printed in the United States of America

ISBN 978-0-7403-0001-1

Item Code: JMW015

ISBN 978-0-7403-0001-1



9 780740 300011

Where To Use Mathematics Worksheets

This chart shows where worksheets may be used for *Horizons Math 1*.

No.	Concept	Lessons Where Worksheets Are Used
1	Writing numbers 0–9	1
2	Number order, Dot-to-dot	2
3	Ordinal numbers, counting by tens, number order	4
4	Place Value	6, 30, 31
5	Number chart	1, 8, 18, 30, 31, 36, 82, 99, 138, 139, 144
6	Number line	9, 58, 59
7	Addition on the number line	11
8	Addition facts 1–18	13, 24
9	Addition facts 1–18	18, 24, 35
10	General review	19
11	Addition facts 1–18	22, 24, 35
12	Calendar	24, 40
13	Fill in the blank number chart	26
14	Addition facts	28, 35
15	Adding money	29
16	Addition facts 10–18	32, 35
17	Addition facts for 10–18	34, 35
18	Word number addition facts	36
19	Dot-to-dot counting by 6's	37
20	Addition drill sheet	41
21	Pennies and dimes	43
22	Adding three single digit numbers	45
23	Addition drill sheet.	46
24	Harvest color page with addition facts practice	48
25	Addition drill sheet	51
26	Thanksgiving dot-to-dot by ones	52
27	Subtraction with visual representation	54
28	Addition drill sheet	56
29	Inches	58
30	Addition drill sheet	61
31	Christmas math maze	62
32	Subtraction by number line	64, 76
33	Addition drill sheet	66
34	Counting by fives, sixes, sevens, and eights	68
35	Addition drill sheet	71
36	Christmas addition	72
37	Visual representation of subtraction word problems	74
38	Addition drill sheet	76
39	Subtraction 10–18 with number line.	78, 105
40	Addition and subtraction drill sheet	81


① Trace the numbers.



② Practice writing your numbers.

Multiple sets of handwriting lines for independent practice. Each set consists of a solid top line, a dashed midline, and a solid bottom line.

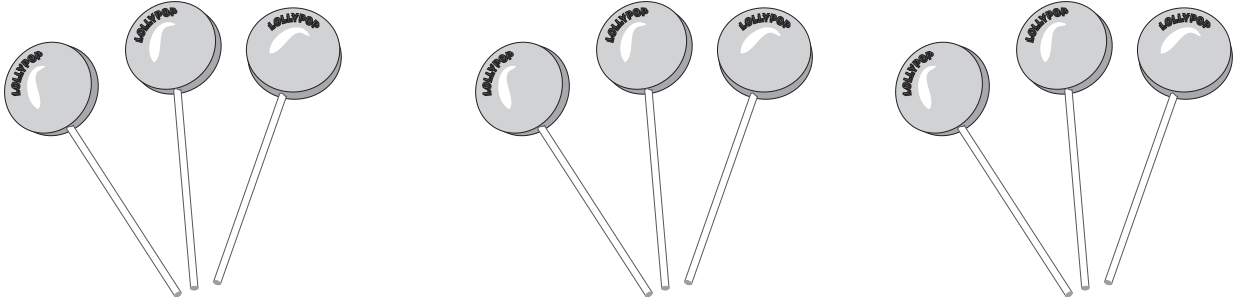
0	1	2	3	4	5	6	7	8	9
10	11	12	13	14	15	16	17	18	19
20	21	22	23	24	25	26	27	28	29
30	31	32	33	34	35	36	37	38	39
40	41	42	43	44	45	46	47	48	49
50	51	52	53	54	55	56	57	58	59
60	61	62	63	64	65	66	67	68	69
70	71	72	73	74	75	76	77	78	79
80	81	82	83	84	85	86	87	88	89
90	91	92	93	94	95	96	97	98	99



Circle the first child to get a sailboat. Put an X on the sixth child. Color the pants of the ninth child blue. Then color the rest of the picture.



- ① Circle the seventh lollipop.
Put an X on the second lollipop.
Put a box around the fourth lollipop.



- ② Write in the missing numbers by 10's.

10	_____	_____	40	_____	_____	70
30	_____	50	_____	_____	80	_____
20	_____	_____	_____	60	_____	_____

- ③ Write the numbers in order.

10	8	7	9
_____	_____	_____	_____

4	7	6	5
_____	_____	_____	_____